


**MANAKULA VINAYAGAR
INSTITUTE OF TECHNOLOGY**

**Kalitheerthal Kuppam,
Puducherry - 605 107**



Audited Balance Sheet

2023-2024


MANAKULA VINAYAGAR INSTITUTE OF TECHNOLOGY
BALANCE SHEET AS AT 31.03.2024


Particulars	Schedule	As at 31.03.2024
SOURCES OF FUNDS		
Corpus & Trust Funds	1	23,45,51,669
		23,45,51,669
Loan Funds :		
Secured Loans	2	-
Unsecured Loans	3	-
		-
Total		23,45,51,669
APPLICATION OF FUNDS		
Fixed Assets:		
Net Block	4	24,80,92,299
Current Assets, Loans and Advances:		
Sundry Debtors	5	7,31,82,691
Cash and Bank Balances	6	4,29,31,995
Other Current Assets	7	12,17,241
Loans and Advances	8	1,31,95,704
		13,05,27,631
Less: Current Liabilities and Provisions:		
Liabilities & Provisions	9	14,40,68,261
Net Current Assets		(1,35,40,630)
Total		23,45,51,669
		-

The Schedules referred to above form an integral part of the Accounts.


As per our report of even date

for Vaithianathan & Co.,
 Firm Registration No. 011805S
 Chartered Accountants


CA V. Meenakshi Sundar
 Partner
 M.No. 212774



Sri Manakula Vinayaga Educational Trust


M. Dhanasekaran
 Chairman & Managing Director



Place: Pondicherry
 Date : 21.09.2024

MANAKULA VINAYAGAR INSTITUTE OF TECHNOLOGY
BALANCE SHEET AS AT 31.03.2024

Particulars	Schedule	As at 31.03.2024
APPLICATION OF FUNDS		
Fixed Assets		
Net Block	1	24,80,92,299
Current Assets, Loans and Advances		
Ready Debtors	2	7,31,82,691
Cash and Bank Balances	3	4,39,21,948
Other Current Assets	4	12,17,241
Loans and Advances	5	1,31,92,104
		19,02,37,611
Less: Current Liabilities and Provisions	6	14,40,68,201
Liabilities & Provisions		
Net Current Assets		(1,32,40,610)
		23,42,21,069
SOURCES OF FUNDS		
Equity & Debt Funds		
Loan Funds:		
Secured Loans	7	
Unsecured Loans	8	
		23,42,21,069

The schedules related to above form an integral part of the Accounts.

As per our report of 27.03.2024

for Vinidhantam & Co.,
 Chartered Accountants
 Firm Registration No: 0118072

CA V. Meenakshi Sundar
 Partner
 M No: 312774

Place: Pondicherry
 Date: 31.03.2024

M. Dhanasekaran
 Chairman & Managing Director

Sri Manakula Vinayaga Educational Trust




**MANAKULA VINAYAGAR INSTITUTE OF TECHNOLOGY
INCOME & EXPENDITURE STATEMENT FOR THE YEAR ENDED 31.03.2024**

Particulars	Schedule	Year Ended 31.03.2024
INCOME		
Direct Income	10	12,40,09,889
Indirect Income	11	1,58,50,148
		13,98,60,037
EXPENDITURE		
Staff Cost	12	6,97,27,474
Operating and Other Expenses	13	4,03,56,887
Depreciation		1,60,81,194
Interest & Financial Charges	14	1,93,156
		12,63,58,711
Excess of Income over Expenditure		1,35,01,326
Surplus Transferred to Trust Fund		1,35,01,326


The Schedules referred to above form an integral part of the Accounts.

As per our report of even date

for Vaithianathan & Co.,
Firm Registration No. 011805S
Chartered Accountants



CA V. Meenakshi Sundar
Partner
M.No. 212774



Sri Manakula Vinayaga Educational Trust


M.Dhanasekaran
Chairman & Managing Director



Place: Pondicherry
Date : 21.09.2024

**MANAKULA VINAYAGAR INSTITUTE OF TECHNOLOGY
SCHEDULES TO ACCOUNTS**


Particulars	As at 31.03.2024
1. CAPITAL	
Corpus Fund	-
Trust Fund :	
- Opening Balance	22,10,50,343
- Add : Current Year Surplus	1,35,01,326
- Closing Balance	23,45,51,669
Total	23,45,51,669
2. SECURED LOANS	
	-
3. UNSECURED LOAN	
	-
4. NET FIXED ASSETS	
- At Cost less Accumulated Depreciation [Including Capital Work in progress]	24,80,92,299
	24,80,92,299
5. SUNDRY DEBTORS [Unsecured - considered good]	
Fee Receivable	5,40,56,221
Others Recoverables	1,91,26,470
	7,31,82,691
6. CASH AND BANK BALANCES	
Cash on Hand	78,28,993
Bank Balances- In SB/CA Accounts	1,00,35,535
Bank Balances- In Fixed Deposits	2,50,67,467
	4,29,31,995




Particulars	As at 31.03.2024
7. OTHER CURRENT ASSETS	
Deposits	15,000
Interest Accured on Fixed Deposit	9,47,167
TDS Receivable	2,55,074
	12,17,241
8. LOANS AND ADVANCES	
Other Loan & Advances	10,75,874
Staff Advance	11,19,830
Loan to Mailam Subramaniya Swamy Foundation	1,10,00,000
	1,31,95,704
9. CURRENT LIABLITIES AND PROVISIONS	
Caution Deposit	-
PF and ESI Payable	2,14,642
Provision for Expenses	53,21,571
TDS Payable	15,96,259
Sundry Creditors	2,86,37,090
Branch Accounts	10,82,98,699
	14,40,68,261



Particulars	As at 31.03.2024
10. DIRECT INCOME	
Tution Fee	12,40,09,889
	12,40,09,889
11. INDIRECT INCOME	
Hostel Facility (Net)	88,34,881
Interest Income	11,24,514
Other Income	37,96,194
Receipts for Books,Records, etc.,	33,50,052
Other Receipts	60,87,164
Liability No Longer Required	4,93,876
Transport Facility (Net)	(78,36,533)
	1,58,50,148



Particulars	As at 31.03.2024
12. STAFF COST	
Salaries and Wages	6,77,39,314
Contribution to ESI	1,14,838
Contribution to Provident Fund	16,14,654
Staff Welfare	2,58,668
	6,97,27,474
13. OPERATING AND OTHER EXPENSES	
Advertisement	11,12,840
Books and Periodicals	13,68,310
Electricity Charges	(45,234)
Exam Fees paid to University	1,14,08,112
Expenditure on Functions / Celebrations	29,56,241
Fuel Expenses	43,602
General Expenses	10,62,235
Honarium	3,52,950
Insurance	4,41,466
Legal and Professional Fees	2,95,000
Pooja Expenses	19,147
Postage and Courier	90,420
Printing & Stationery	29,37,218
Rates and Taxes	-
Renewal and Subscriptions	3,77,397
Rent (Net)	(14,319)
Repairs and Maintenance	87,63,066
Research Fund	9,41,974
Training & Development Expenses	81,42,573
Travelling and Conveyance	1,03,889
	4,03,56,887
14. Interest & Financial Charges	
Bank Charges	1,93,156
	1,93,156



MANAKULA VINAYAGAR INSTITUTE OF TECHNOLOGY

SCHEDULE TO ACCOUNTS

4 - C . FIXED ASSETS

Sl.No	Name of Assets	Opening		Additions		Transfer	Gross Assets	Depreciation	Net Assets	
		01-Apr-23	30-Sep-23	Before 30-Sep-23	After 30-Sep-23				Cl. Balance	31-Mar-24
	BUILDING RATE 10%									
1	BUILDING	1,40,10,582					1,40,10,582	14,01,058	1,26,09,523	
2	BUILDING UNDER CONSTRUCTION	16,64,39,317					16,64,39,317	-	16,64,39,317	
	FURNITURE & FIXTURES RATE 10%									
1	FURNITURE & FITTINGS	2,15,53,062		6,76,883	21,12,045		2,43,41,990	23,28,597	2,20,13,393	
	PLANT & MACHINERY RATE 15%									
1	LIBRARY BOOKS	18,82,510		45,752	4,33,912		23,62,174	3,21,783	20,40,391	
2	OFFICE EQUIPMENTS	6,99,692			3,800		7,03,492	1,05,239	5,98,253	
3	EQUIPMENTS	24,07,990		5,34,061	5,95,882		35,37,933	4,85,999	30,51,934	
4	ELECTRICALS	6,84,400					6,84,400	1,02,660	5,81,740	
5	ELECTRONIC LAB	2,107					2,107	316	1,791	
6	SPORTS MATERIALS	3,06,035		30,872	1,13,340		4,50,247	59,037	3,91,210	
7	LAB EQUIPMENTS	67,49,593		1,57,446	2,24,587		71,31,626	10,52,900	60,78,727	
8	DIGITAL PRINTER	29,634					29,634	4,445	25,189	
9	CHEMISTRY LAB EQUIPMENT	2,708					2,708	406	2,302	
10	INTERIOR & PARTION WORK	1,52,76,901		4,43,208	18,40,959		1,75,61,068	24,96,088	1,50,64,980	
11	ELECTRICALS & FITTINGS	73,27,804		3,27,778	11,98,966		88,54,548	12,38,260	76,16,288	
12	ELECTRONIC 100KG SCALE	566					566	85	481	
13	FIRE EXTINGUISHERS	1,329					1,329	199	1,130	
14	GENERATOR	44,826					44,826	6,724	38,103	
15	HERO HONDA PLEASURE	16,595					16,595	2,489	14,106	
16	KITCHEN MATERIALS (HOSTEL)	1,96,719		3,200	2,300		2,02,219	30,160	1,72,059	
17	FINGER PRINT	5,097					5,097	765	4,333	
18	LCD PROJECTOR	7,55,239		18,100	5,49,120		13,22,459	1,57,185	11,65,274	
19	AIR CONDITIONOR & ACCESSORIES	23,38,736		1,71,444	-		25,10,180	3,76,527	21,33,653	
20	TV LED	51,564					51,564	7,735	43,830	
21	WATER COOLER	1,76,994					1,76,994	26,549	1,50,445	
22	CAMERA	4,36,992		1,48,211	1,30,294		7,15,497	97,552	6,17,944	
23	CAR	3,36,227					3,36,227	50,434	2,85,793	
24	TWO WHELLER	61,050					61,050	9,158	51,893	
	COMPUTERS & SOFTWARES RATE 60%									
1	COMPUTER & ACCESSORIES	43,60,112		16,11,056	61,71,308		1,21,42,476	54,34,093	67,08,383	
2	SOFTWARES	1,88,811		2,85,775			4,74,586	2,84,752	1,89,835	
	TOTAL	24,63,43,194		44,53,786	1,33,76,513		26,41,73,493	1,60,81,194	24,80,92,299	



